

Single GPR DBC DV w/1.5 Gal Server

29.4" x 25.5" x 9.4"
(74.7cm x 64.8cm x 23.9cm)



 Servers and airpots sold separately

- Stores individual coffee recipes so operator can easily brew many varieties
- Coffee extraction controlled with pre-infusion and pulse-brew, digital temperature control and large sprayhead; coffee strength controlled with variable by-pass
- Operate any combination of BrewWISE equipment error-free with wireless brewer-grinder interface through the Smart Funnel
- Programmable freshness indication; message on display alerts when freshness timer expires and when warmers will automatically shut off
- Programmable warmer control; ability to program three time periods with distinct warmer output for each; default settings when this feature is activated is 1 hour at 100% power (100 watts) followed by 1 hour at 70% followed by 1 hour at 40%
- Energy Saver Mode reduces tank temperature during idle periods
- Each 1.5GPR portable server (included) has a Safety-Fresh® brew-through lid with vapor seal and spill protection
- Brews 1/2, 1 or 1 1/2gal (1.9, 3.8 or 5.7L) batches
- Create coffee recipe cards with BrewWISE recipe writer on your PC
- SplashGard® funnel deflects hot liquids away from the hand
- Energy saver mode reduces tank temperature during idle periods
- Dual voltage adaptable (Can operate at 120V/15 amp or 120/208-240V/20 amp)

Agency:



Specifications

Product #: 36100.0010

Faucet: Upper

Water Access: Plumbed

Interface: Wireless

Finish: Stainless

Funnel: Smart Funnel

Additional Features

BrewWISE

Electrical & Capacity

Volts	Amps	Watts	Cord Attached	Plug Type	8oz cups/hr 236ml cups/hr	Input H ₂ O Temp.	Phase	# Wires plus Ground	Hertz
120	15	1800	Yes	NEMA 5-15P	-	60°F (15.5°C)	1	2	60
120/208	17	3430	-	N/A	1280	60°F (15.5°C)	1	-	-
120/240	20	4540	-	N/A	1704	60°F (15.5°C)	1	-	-

Plumbing Requirements

PSI	kPa	Fitting Supplied	Water Flow Required (GPM)
20-90	138-621	3/8" Male Flare Fitting	-

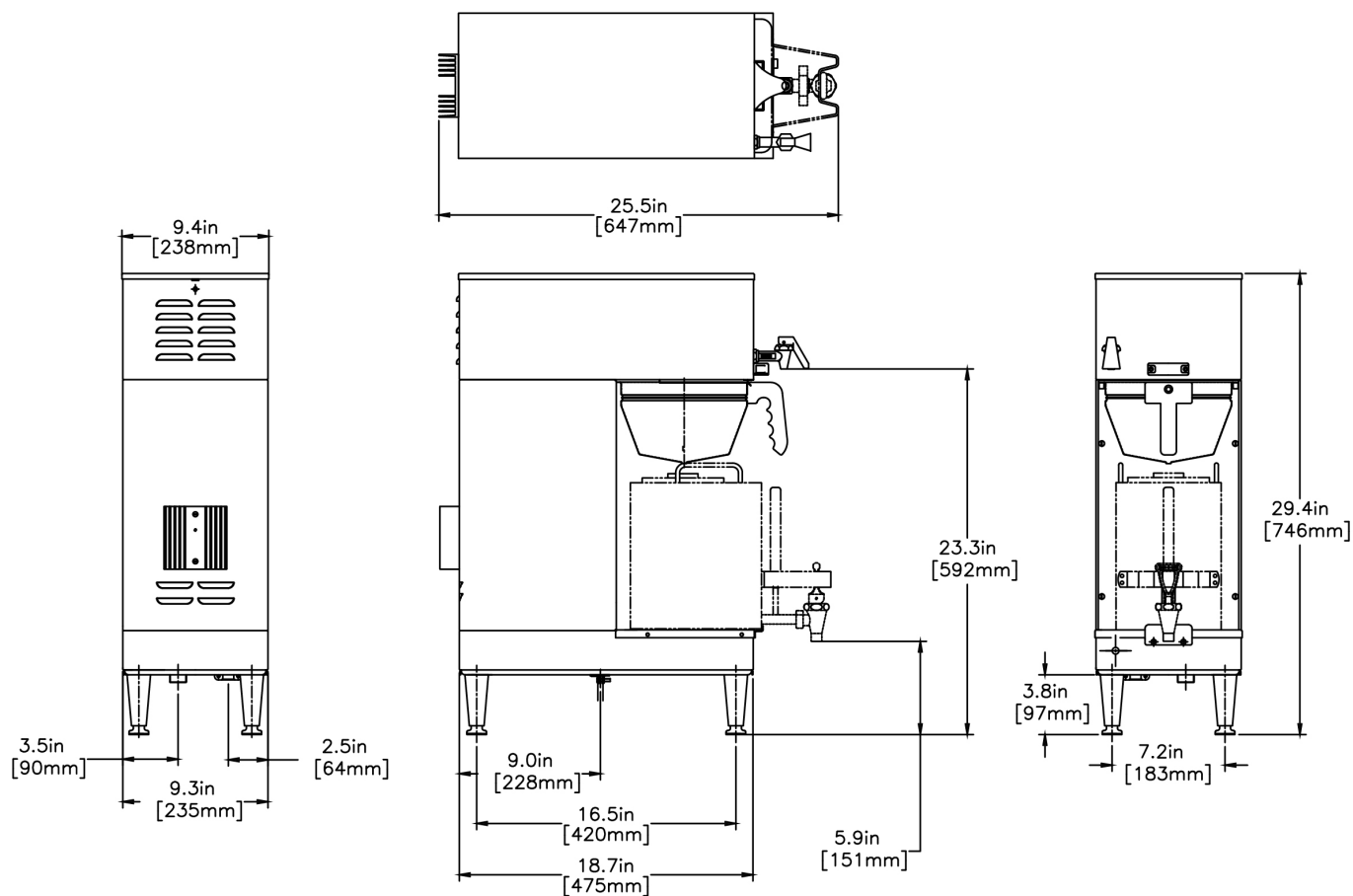
CAD Drawings

2D	Revit	KLC
●		



BUNN® reserves the right to change specifications and product design without notice. Such revisions do not entitle the buyer to corresponding changes, improvements, additions or replacements for previously purchased equipment. For most current specifications and other info visit bunn.com.

Created on:
05/22/2017



Unit				Shipping				
	Width	Height	Depth	Width	Height	Depth	Weight	Volume
English	9.4 in.	29.4 in.	25.5 in.	-	-	-	60.020 lbs	7.778 ft ³
Metric	23.9 cm	74.7 cm	64.8 cm	-	-	-	27.225 kgs	0.220 m ³



BUNN® reserves the right to change specifications and product design without notice. Such revisions do not entitle the buyer to corresponding changes, improvements, additions or replacements for previously purchased equipment. For most current specifications and other info visit bunn.com.

Created on:
05/22/2017

Related Products & Accessories:Single GPR DBC DV w/1.5 Gal Server(36100.0010)



RWS1, 120V

Product #: 12203.0010




RWS1, 120V-SATIN NKL
LEGS

Product #: 12203.0014



FILTERS, GOURMET 500
500/1 50/CL

Product #: 20138.1000



DRIP TRAY KIT, DUAL &
SH

Product #: 27150.0000



1SH STAND, 120V

Product #: 27825.0000



1SH STAND,120V BLK

Product #: 27825.0003




G9-2T DBC

Product #: 33700.0000




BREWWISE RECIPE
WRITER

Product #: 34444.0000



CARD ASSY,RECIPE
TRANSFER(BRW)

Product #: 34447.0000



CARD ASSY,
TRANSFER-AD (BRW)

Product #: 34448.0000



WATER FILTER,
EQHP-25L

Product #: 39000.0002



WATER FILTER,
EQHP-25

Product #: 39000.0005



Serving & Holding Options: Single GPR DBC DV w/1.5 Gal Server(36100.0010)



RWS1, 120V

Product #:12203.0010



RWS1, 120V-SATIN NKL
LEGS

Product #:12203.0014



1.5GPR-FF, TOP HNDL

Product #:20950.0004



BUNN® reserves the right to change specifications and product design without notice. Such revisions do not entitle the buyer to corresponding changes, improvements, additions or replacements for previously purchased equipment. For most current specifications and other info visit bunn.com.

Created on:
05/22/2017